

# Who Are Our Students?

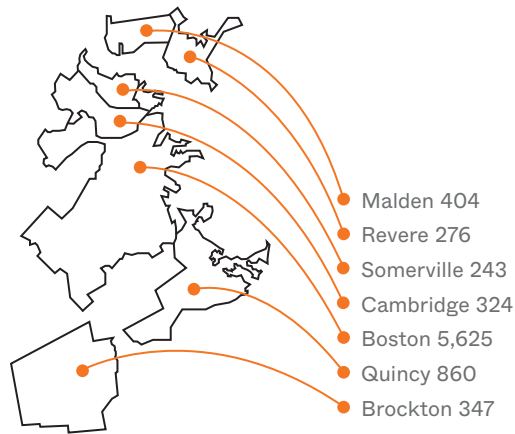
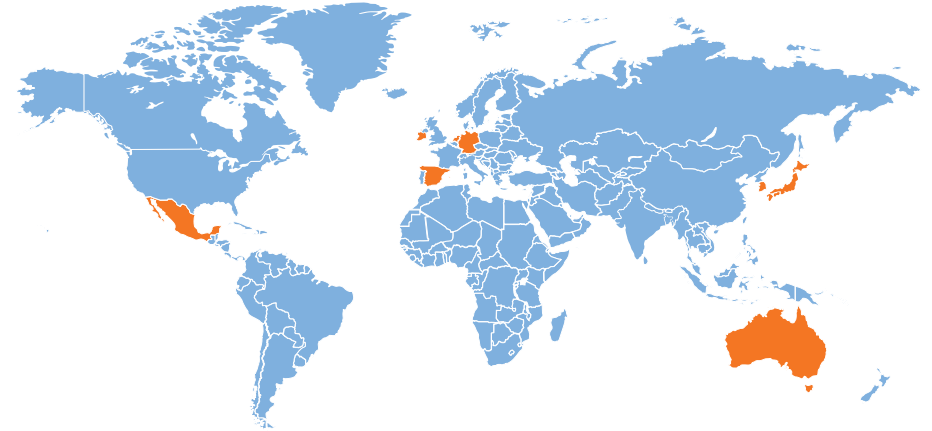
FALL 2023

Office of Institutional Research,  
Assessment, and Planning

University of Massachusetts Boston  
617.287.5420 | umb.edu/oirap

In the 2022–2023 academic year at least 147 degree-seeking students earned academic credit through Study Abroad programs. Some of the places they visited are

- Mexico
- Spain
- Ireland
- Japan
- Germany
- Korea
- Netherlands
- Australia



**36%** of UMass Boston students live in the Metro Boston area.

## Percent of Fall 2023 Undergraduates from MA, Out of State, and International

	Number Enrolled
In-State	10,303
Out-of-State	1,931
<b>Total</b>	<b>12,234</b>

	International Percentage Enrolled
International	6%

	Out-of-State Percentage Enrolled
Connecticut	1%
Maine	<1%
New Hampshire	<1%
New York	<1%
New Jersey	<1%
Pennsylvania	<1%
Rhode Island	<1%
Vermont	<1%
Other states	5%

## Connect with Us

UMass Boston, with 15,671 enrolled undergraduate and graduate students in fall 2023, is nationally recognized as a model of excellence for urban public universities. The university's 7 colleges and schools offer 68 undergraduate programs and 140 graduate programs (including master's and doctoral programs). The Honors College serves 511 students who thrive on intellectual challenge. Enriched courses probe more deeply into theory or venture further into application.

UMass Boston's diverse student body provides a global context for student learning. Its location in a major U.S. city provides connections to employers in industries such as finance, health care, technology, service, and education. Students are offered many opportunities to gain valuable in-school experience via internships, clinical, and other career-related placements.

For more information, please visit [umb.edu](http://umb.edu).

### Office of Institutional Research, Assessment, and Planning

OIRAP is responsible for reporting student, course, faculty, staff, and academic program data to state and federal agencies, and to UMass Boston faculty, students, and administrators. We also conduct surveys and complete special analyses and reports.

James Hughes, PhD | Associate Provost for Institutional Research, Assessment, and Planning | 617.287.5420



In fall 2023 students from 136 different countries (including the United States) were enrolled at UMass Boston.

3.04

The average GPA of all undergraduate students was 3.04. Approximately 30% of students had a GPA of 3.5 or higher.

511

We had 511 students enrolled in the Honors College in fall 2023.

308

There were 308 veterans enrolled at UMass Boston in fall 2023.

59%

More than half of the students (59%) speak a language other than English at home.

### Our Alumni

	Graduate	Undergraduate
Percentage who went to graduate school (5-year-out alumni, Class of 2017)	17%	40%
Percentage employed (Class of 2007, 2012, 2017, 2022)	95%	91%

From Alumni Survey 2022

73%

of freshmen return after their first year.

51%

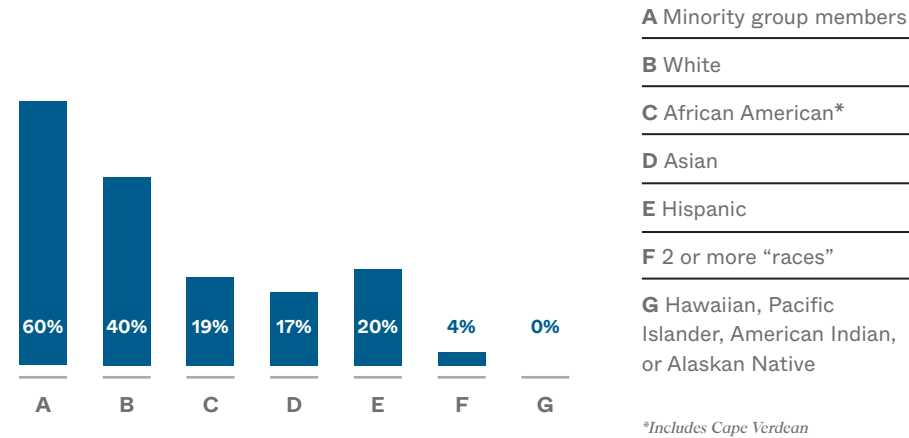
of freshmen graduate within six years.

61%

of UMass Boston undergraduate students are first-generation college students (neither parent graduated from college).

### Enrollment by Ethnicity, Fall 2023

Note: International students and students not reporting race/ethnicity are excluded.



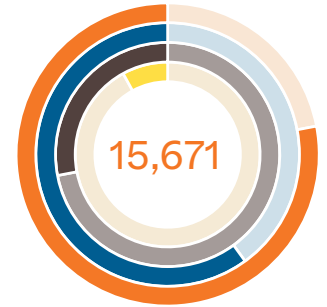
### Enrollment by College, Fall 2023

	Undergraduate	Graduate
College of Liberal Arts	3,910	661
College of Science and Mathematics	3,725	389
College of Management	1,822	845
Manning College of Nursing and Health Sciences*	1,587	345
College of Education and Human Development	426	958
School for the Environment	240	73
Non-Degree	524	166
<b>Total</b>	<b>12,234</b>	<b>3,437</b>

\*Includes Exercise and Health Science

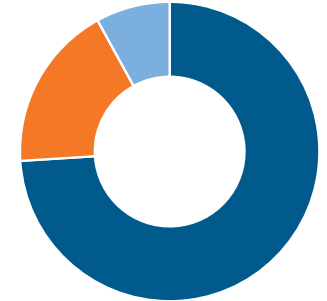
For more information about students and faculty, visit us on the web at [umb.edu/oirap](http://umb.edu/oirap).

### Fall 2023 Student Statistics



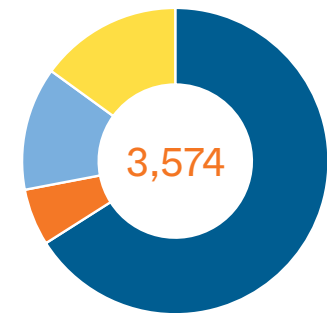
- Undergraduates: 78%
- Women: 58%
- Attend part time: 26%
- International students: 11%

### Age of UMass Boston Undergraduates in 2023



- 22 or younger: 75%
- 23-30: 18%
- 31 or older: 7%

### Fall 2023 New Undergraduates



- First-time freshmen: 69%
- Transfers w/ freshman standing: 6%
- Transfers w/ sophomore standing: 10%
- Transfers w/ upper-division standing: 15%